

PROVIDENCE MODERATE

As of 2026/02/28



INVESTMENT OBJECTIVE

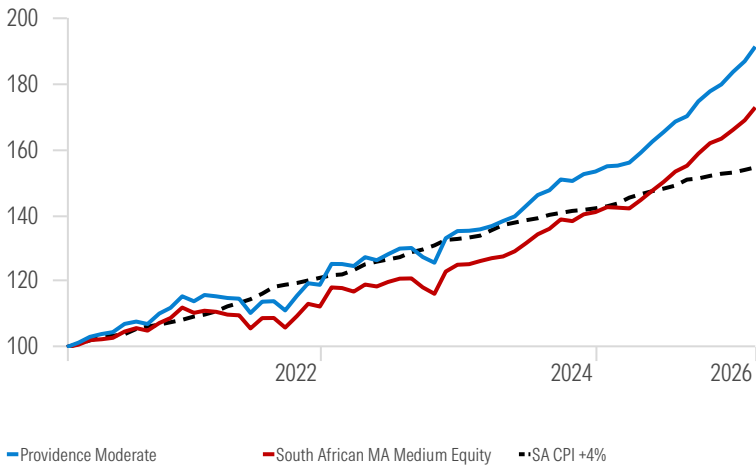
The objective of this multi-asset portfolio is to provide investors with moderate capital growth. The portfolio aims to generate a return of CPI + 4% p.a. over any rolling 5-year period and maintains a moderate risk profile as it may invest up to 60% in equities. The portfolio is compliant with Regulation 28 of the Pension Funds Act. The portfolio is suitable for compulsory or post retirement savings.

PORTFOLIO DETAILS

Regulation 28 compliant	Yes
Benchmark	CPI +4%
ASISA Sector	SA Multi Asset Medium Equity
Total Investment Charge (TIC)	0.68
Discretionary Management fee (excl VAT)	0.20

INVESTMENT RETURNS

Time Period: 2021/03/01 to 2026/02/28



TRAILING RETURNS

	YTD	1 YR	2 YR	3 YR	5 YR
Providence Moderate	4.19	23.30	18.70	15.17	13.85
South African MA Medium Equity	4.11	21.40	17.06	13.59	11.56
SA CPI +4%	1.02	7.63	7.47	8.19	9.10

*The ASISA sector is used as a comparative benchmark to outperform, whereas CPI+4% is the primary objective of the fund.

RISK STATISTICS

Time Period: 2021/03/01 to 2026/02/28

	Providence Moderate	MA Medium Equity	All Share Index
Max Drawdown	-4.71	-5.65	-13.39
# of Periods	4.00	6.00	6.00
Recovery # of Periods	5.00	5.00	2.00
% Positive Months	76.67	73.33	65.00
Best Quarter	7.87	6.67	15.16
Worst Quarter	-4.38	-4.55	-11.69
Annualised Return	13.85	11.56	18.68

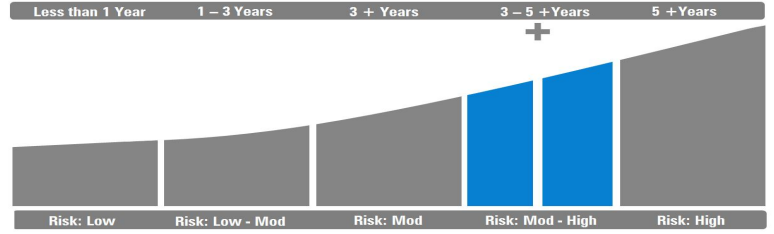
Returns greater than a year have been annualised. Returns prior to launch date are simulated and are based on the underlying funds at the initial weightings. Returns are net of TIC. The average weighted Total Investment Charge (TIC) shown is equal to the sum of the unit trust's total expense ratio (TER) and transaction costs (TC). This is merely an indication as the underlying fund weightings vary daily and share classes may differ from one platform to another. TIC is inclusive of VAT. TIC excludes the Discretionary Management fee, Financial Advisor and Platform fees.

The SA CPI benchmark figure is lagged by one month as it gets calculated before the current month's inflation rate has been released.

Underlying asset allocations are lagged by one month. Share classes may differ depending on the platform the portfolio is loaded onto.

©2026 Morningstar. All Rights Reserved. The Morningstar name and logo are registered trademarks of Morningstar, Inc. The information, data, analyses, and opinions contained herein (1) include the proprietary information of Morningstar Inc. and its subsidiaries, (2) may not be reproduced, disseminated or disclosed without our prior written approval, (3) do not constitute investment advice offered by Morningstar, (4) are provided solely for informational purposes and therefore are not an offer to buy or sell a security, and (5) are not warranted to be correct, complete, or accurate.

Morningstar shall not be responsible for any trading decisions, damages, or other losses resulting from, or related to, this information, data, analyses, or opinions or their use. It is important to note that investments in securities involve risk and will not always be profitable. MIM does not guarantee that the results of its investment decisions or the objectives of the portfolio will be achieved. MIM does not guarantee that negative returns can or will be avoided in any of its portfolios. An investment made in a security may differ substantially from its historical performance and as a result, you may incur a loss. Past performance is not a guide to future returns. Market data and statistical information has been obtained from various sources that we consider to be reliable. However, we make no representation as to, and accept no responsibility or liability whatsoever for, the accuracy or completeness of such information. The Morningstar Investment Management group comprises Morningstar Inc.'s registered entities worldwide, including South Africa. Morningstar Investment Management South Africa (Pty) Ltd is an authorised financial services provider (FSP 45679).




UNDERLYING HOLDINGS

- Nedgroup Inv Core Bond C
- Ninety One Diversified Income L
- Coronation Strategic Income Q2
- Nedgroup Inv Core Global FF B
- 10X S&P SA Top 50 B
- Ninety One Global Franchise FF L
- Fairtree SA Equity Prescient A2
- Truffle SCI General Equity Fund C
- Aylett Equity Prescient A1
- PSG Equity F

ASSET ALLOCATION

Portfolio Date: 2026/02/28



MORNINGSTAR EQUITY STYLE BOX

Portfolio Date: 2026/02/28

	Value	Blend	Growth	Market Cap	%
Large	15.8	23.7	20.4	Market Cap Giant %	23.9
				Market Cap Large %	36.0
Mid	14.8	8.1	5.8	Market Cap Mid %	28.8
				Market Cap Small %	8.7
Small	5.5	5.5	0.4	Market Cap Micro %	2.7

MONTHLY RETURNS %

	Jan	Feb	Mar	Apr	May	Jun	Jul	Aug	Sep	Oct	Nov	Dec	Year
2026	1.8	2.4											
2025	1.0	0.1	0.6	1.9	2.1	1.8	1.9	1.0	2.6	1.7	1.2	2.1	19.7
2024	0.1	0.3	0.7	1.1	1.0	2.3	2.3	1.0	2.2	-0.3	1.4	0.5	13.4
2023	5.3	0.0	-0.5	2.2	-0.7	1.4	1.3	0.1	-2.1	-1.4	5.9	1.6	13.7
2022	-1.3	1.7	-0.3	-0.4	-0.2	-3.8	3.1	0.1	-2.5	4.0	3.3	-0.4	3.0
2021	2.1	3.0	1.3	1.7	0.8	0.6	2.4	0.7	-0.7	3.0	1.6	3.1	21.3

